



University of Wisconsin
CENTER FOR
COOPERATIVES

UWCC Research Updates- Cooperative Economic Impacts

2014 Ace Institute
Austin, TX
July 14, 2014

Lynn Pitman
UW Center for Cooperatives
pitman@wisc.edu
www.wisc.edu

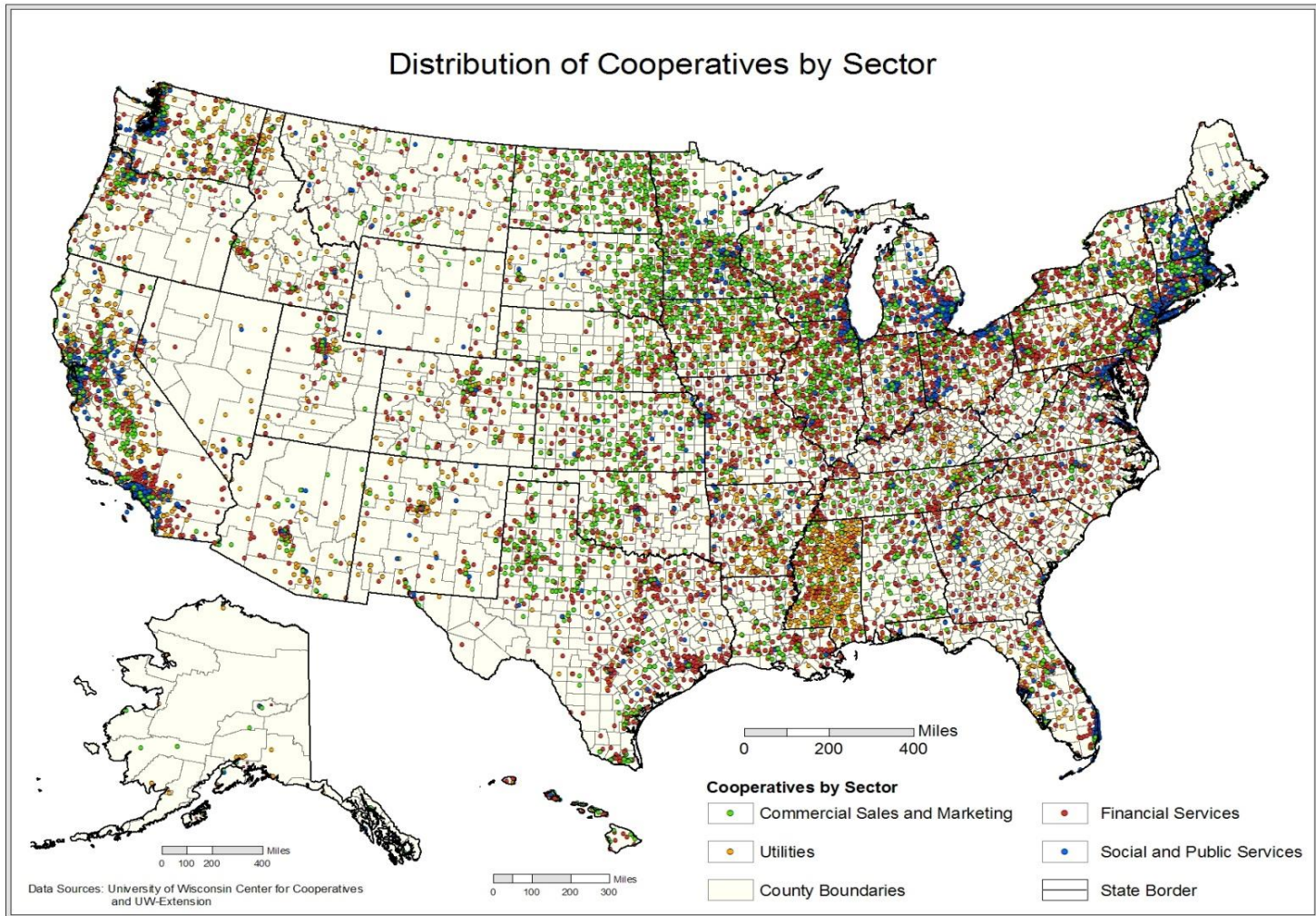


Research to describe impact of co-ops in U.S. economy--

- 2009 USDA-funded Research on the Economic Impacts of Cooperatives (REIC)
 - Provided first descriptive statistics; now commonly cited



Distribution of Cooperatives by Sector





Research to describe impact of co-ops in U.S. economy– con't

- Deeper understanding requires more/better data over time
- Study required substantial time & money
- Replication and expansion requires different approach(es)



How do I do this for my state or region?

Aggregate Impacts by Sector

Sector	Revenue	Income	Wages	Employment	Firms	Estab.
	(million dollars)			(jobs)		
Commercial Sales & Marketing	201,207	37,737	13,810	422,525	3,463	5,695
Social & Public Service	7,525	2,213	1,690	424,505	11,311	11,311
Financial Services	394,363	100,661	51,176	1,133,353	9,964	50,330
Utilities	49,808	13,392	8,292	162,873	4,546	5,657
Total	652,903	154,003	74,968	2,143,256	29,284	72,993

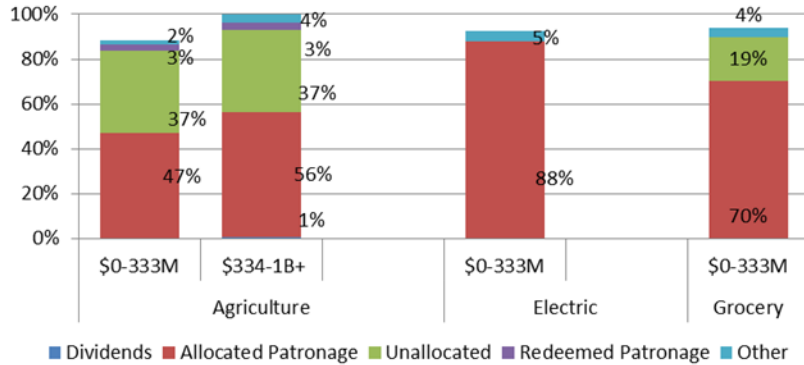


Who knows about cooperative financial practices?

- National Association of Accountants for Cooperatives
- Collaboration and funding support
- First survey in Fall 2013 – Summary report now available
- Second survey underway as of July 7

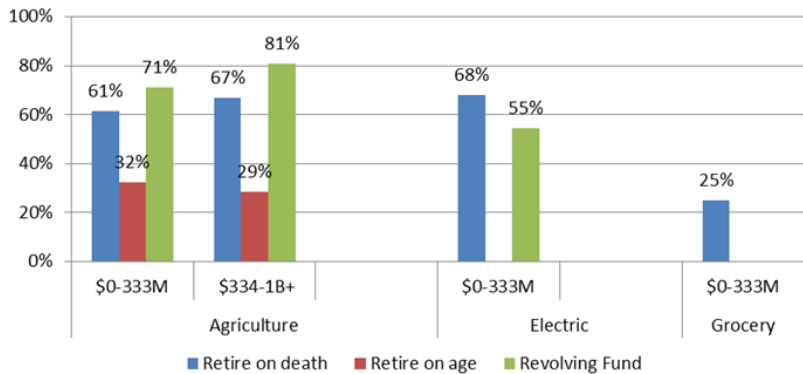


Q.12 Treatment of Net Earnings before Taxes-Averages by Sector



What can these results communicate to cooperatives, researchers, and economic development policy makers?

Q.26 Types of Equity Redemption Programs - Averages by Sector



Q.26 Types of Equity Redemption Programs - Averages by Sector

